



# MORTAR

## Mortar Mixer MM

Building the American Dream



MODEL	MM 60	MM 80	MM 10
Batch capacity bags	1.5 - 2 bags	2.5 - 3 bags	3 - 3.5 bags
Batch capacity cu. ft. (lts.)	6 cu. ft. (170)	8 cu. ft. (230)	9.5 cu. ft. (270)
Power	Honda 5.5 to 8 HP or 1.5 HP electric	Honda 8 HP or 1.5 HP electric	Honda 8 HP or 2 HP electric
Drive	V-Belt To gears	V-Belt To gears	V-Belt To gears
Wheels	12 x 4.8 High - Speed	13 x 6.5 High - Speed	13 x 6.5 High - Speed
Overall Width in (cm)	45" (114)	51" (129)	51" (129)
Tow Pole In Length in (cm)	76" (193)	76" (193)	76" (147)
Overall Height in (cm)	55" (140)	58" (147)	60" (152)
Weight (approx.) Lbs (kgs)	683Lbs (309)	772Lbs (350)	816Lbs (370)
Spiral Blades Option	yes	yes	yes

Batch capacity varies, based on ratio of materials used. Batch size will never equal total volume.

Follow us:



www.tkequip.com



manager@tkequip.com


13105 Spivey Dr.  
Laredo TX 78045  
Tel. (956) 740-3740  
Off. (956) 796-9411  
Fax. (956) 462-2500



# MORTAR

## Mortar Mixer MMP

Building the American Dream



MODEL	MM 60P	MM 80P
Batch capacity bags	1.5 - 2 bags	2.5 - 3 bags
Batch capacity cu. ft. (lts.)	6 cu. ft. (170)	8 cu. ft. (230)
Power	Honda 5.5 to 8 HP or 1.5 HP electric	Honda 8 HP or 1.5 HP electric
Drive	V-Belt To gears	V-Belt To gears
Wheels	12 x 4.8 High - Speed	13 x 6.5 High - Speed
Overall Width in (cm)	45" (114)	50" (127)
Tow Pole In Length in (cm)	76" (193)	76" (193)
Overall Height in (cm)	55" (140)	58" (147)
Weight (approx.) Lbs (kgs)	500Lbs (226)	580Lbs (263)
Spiral Blades Option	no	no

Batch capacity varies, based on ratio of materials used. Batch size will never equal total volume.

Follow us:



www.tkequip.com



manager@tkequip.com

13105 Spivey Dr.  
Laredo TX 78045  
Tel. (956) 740-3740  
Off. (956) 796-9411  
Fax. (956) 462-2500



Building the American Dream

# MORTAR

## Mortar Mixer MM



MODEL	MM12
Batch capacity bags	3.5 - 4 bags
Batch capacity cu. ft. (lts.)	12 cu.ft.(340)
Power	Honda 13 HP 5 HP electric
Drive	Double Transmission V-Belt To gears
Wheels	13 x 6.5 High - Speed
Overall Width in (cm)	51" (129)
Tow Pole In Length in (cm)	87" (220)
Overall Height in (cm)	58" (147)
Weight (approx.) Lbs (kgs)	980Lbs (444)
Spiral Blades	Optional



Batch capacity varies, based on ratio of materials used.  
Batch size will never equal total volume.

Follow us:



[www.tkequip.com](http://www.tkequip.com)



[manager@tkequip.com](mailto:manager@tkequip.com)

Laredo TX 78045  
Tel. (956) 740-3740  
Off. (956) 796-9411  
Fax. (956) 462-2500



Building the American Dream

# MORTAR

## Mortar Mixer MM


EXCLUSIVE 4/2 PADDLE SYSTEM FOR BETTER MIX



Life Time Warranty on drum bearings & seals



### GEARBOX SYSTEM WITH SHEAR PROTECTION



MODEL	MM12G
Batch capacity bags	3.5 - 4 bags
Batch capacity cu. ft. (lts.)	12 cu.ft.(340)
Power	Honda 13 HP
Drive	Mechanical gears
Wheels	13 x 6.5 High - Speed
Overall Width in (cm)	51" (129)
Tow Pole In Length in (cm)	96" (233)
Overall Height in (cm)	58" (147)
Weight (approx.) Lbs (kgs)	1120Lbs (508)
Spiral Blades	Optional

Batch capacity varies, based on ratio of materials used. Batch size will never equal total volume.

Follow us:



www.tkequip.com



manager@tkequip.com

Laredo TX 78045  
Tel. (956) 740-3740  
Off. (956) 796-9411  
Fax. (956) 462-2500



Building the American Dream

# MORTAR


## Mortar Mixer HM



MODEL	HM12	HM16
Batch capacity bags	3.5 - 4 bags	4 - 4.5 bags
Batch capacity cu. ft. (lts.)	12 cu.ft.(340)	16 cu.ft.(453)
Power	Honda 13 HP 7 HP electric	Honda 13 HP 7 HP electric
Drive and Dump	Hydraulic	Hydraulic
Wheels	13 x 6.5 High - Speed	13 x 6.5 High - Speed
Overall Width in (cm)	51" (129)	51" (129)
Tow Pole In Length in (cm)	96" (233)	96" (233)
Overall Height in (cm)	58" (147)	58" (147)
Weight (approx.) Lbs (kgs)	1240 Lbs (562)	1355Lbs ( 615)
Spiral Blades	Optional	Optional



Follow us:



www.tkequip.com



manager@tkequip.com


Laredo TX 78045  
Tel. (956) 740-3740  
Off. (956) 796-9411  
Fax. (956) 462-2500



# CONCRETE

## Concrete Mixer CM

Building the American Dream



MODEL	CM 7	CM 9	CM 12
Batch capacity bags	1 - 1.2 bags	1 - 1.5 bags	1.5 - 2 bags
Batch capacity cu. ft. (Its.)	7 cu.ft. (220)	9 cu.ft. (260)	12 cu.ft. (340)
Power	Honda 5.5 to 8 HP or 1.5 HP electric	Honda 8 HP or 1.5 HP electric	Honda 13 HP or 2 HP electric
Drive	V-Belt To gears	V-Belt To gears	V-Belt To gears
Wheels	12 x 4.8 High - Speed	13 x 6.5 High - Speed	13 x 6.5 High - Speed
Overall Width in (cm)	51" (129)	51" (129)	51" (129)
Tow Pole in Length in (cm)	76" (147)	78" (198)	80" (203)
Drum Down Height in (cm)	58" (147)	63" (160)	69" (175)
Weight (approx.) Lbs (kgs)	790 Lbs(359)	868 Lbs(394)	895 Lbs (406)

Batch capacity varies, based on ratio of materials used. Batch size will never equal total volume.

Follow us:



[www.tkequip.com](http://www.tkequip.com)



[manager@tkequip.com](mailto:manager@tkequip.com)

Laredo TX 78045  
Tel. (956) 740-3740  
Off. (956) 796-9411  
Fax. (956) 462-2500



# CONCRETE

## Concrete Mixer CMP

Building the American Dream

The welded drum is manufactured using high abrasion steel giving TK Mixers long life and high performance

Durable & Easy cleaning polyethylene drum for extended life and high performance

Rugged 14 gauge steel engine shroud efficiently ventilated

Multi-position dump latch

Oversized dump wheel with handle grip, for easier control while discharging material

Powered with Reliable HONDA engine or electric motor

Cast Iron Pinion Tilting

3x4 square steel Yoke supporting the drum

Heavy Duty steel hood latch rather than rubber

No Extra Cost, heavy duty retractable schedule 80 tow tongue (hitch)  
Available with 2" ball or pintle hitch

Reinforced T-Frame with 4 gusses for Better Stability

High speed hubs & Wheels

Heavy Duty Safety Chain

Axle springs for less bounce, less sway  
Standar in 9 & 12 cu.ft.  
Available in 7 cu. ft.

MODEL	CM 9P
Batch capacity bags	1 bag
Batch capacity cu. ft. (lts.)	9 cu.ft. (260)
Power	Honda 8 HP or 1.5 HP electric
Drive	V-Belt To gears
Wheels	13 x 6.5 High - Speed
Overall Width in (cm)	51" (129)
Tow Pole In Length in (cm)	78" (198)
Drum Down Height in (cm)	63" (160)
Weight (approx.) Lbs (kgs)	580Lbs (263)

Batch capacity varies, based on ratio of materials used.  
Batch size will never equal total volume.

Follow us:



www.tkequip.com



manager@tkequip.com

Laredo TX 78045  
Tel. (956) 740-3740  
Off. (956) 796-9411  
Fax. (956) 462-2500